

31 30 29 28 27 26 25 24 23 22 21 20 19 18 17 16 15 14 13 12 11 10 9 8 7 6 5 4 3 2 1

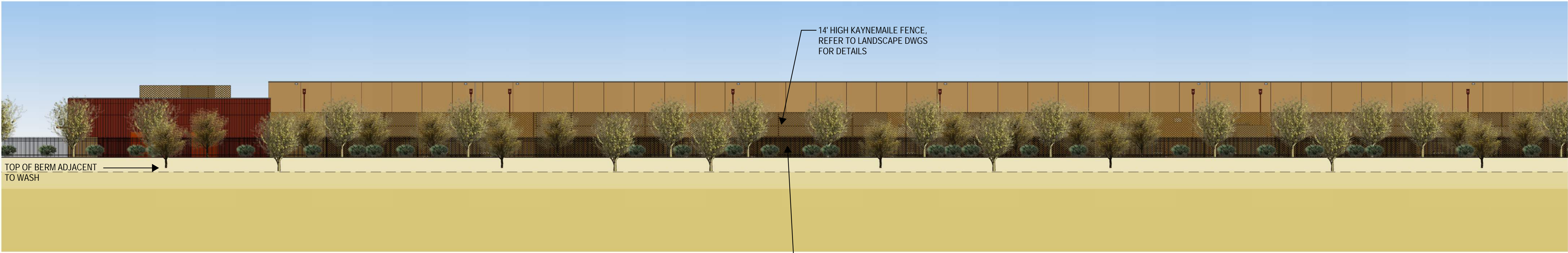
W
V
U
T
S
R
Q
P
O
N
M
L
K
J
I
H
G
F
E
D
C
B
A

FILE : C:\REVIT PROJECTS\PHOENIX ON CALL\177-MOONRAKER_arsenthal.rvt

3/7/2019 5:16:53 PM

PLOTTED :

OFFICE/LOADING DATA HALL

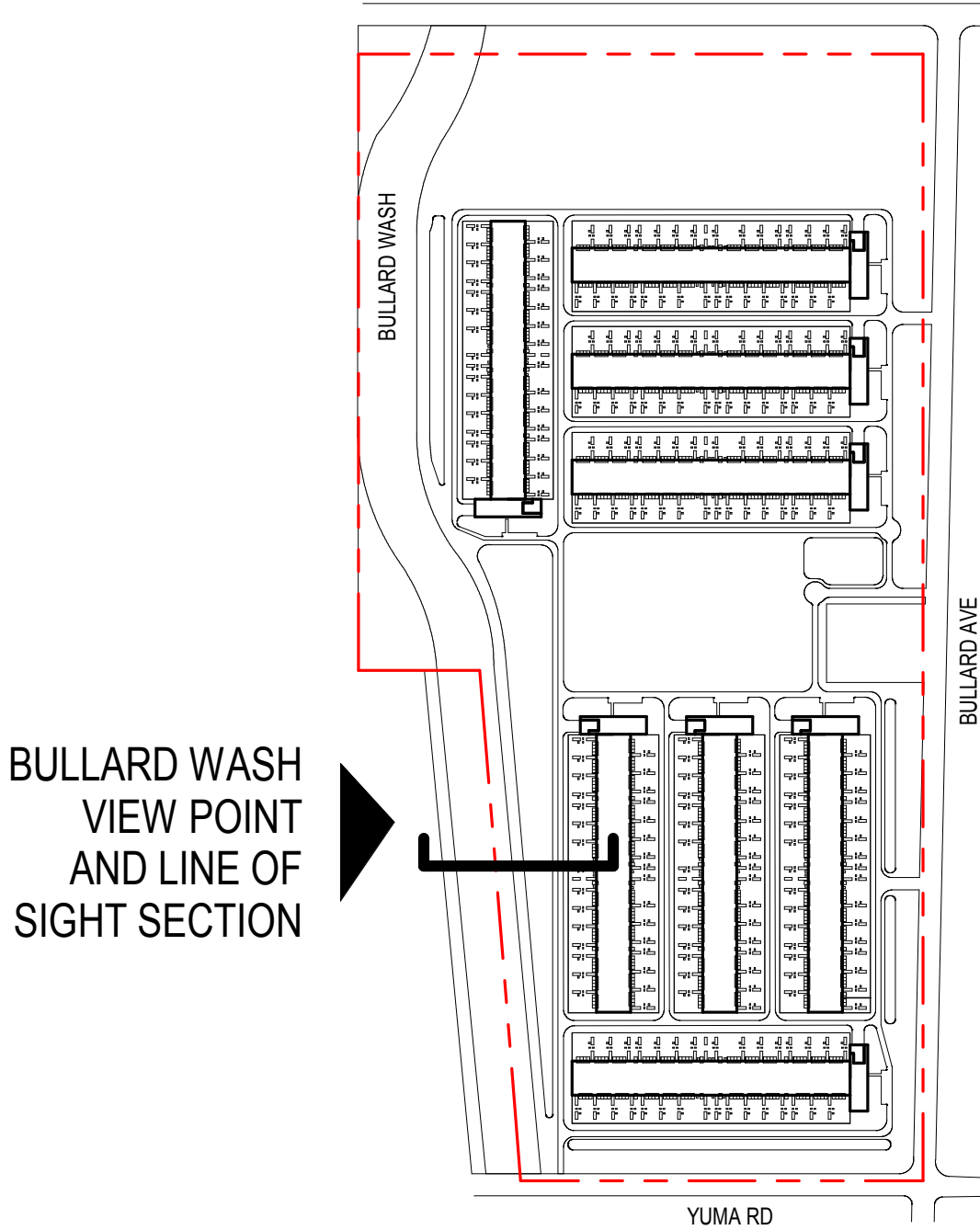


LOADING /YARD ELEVATION ALONG BULLARD WASH
3/64" = 1'-0"

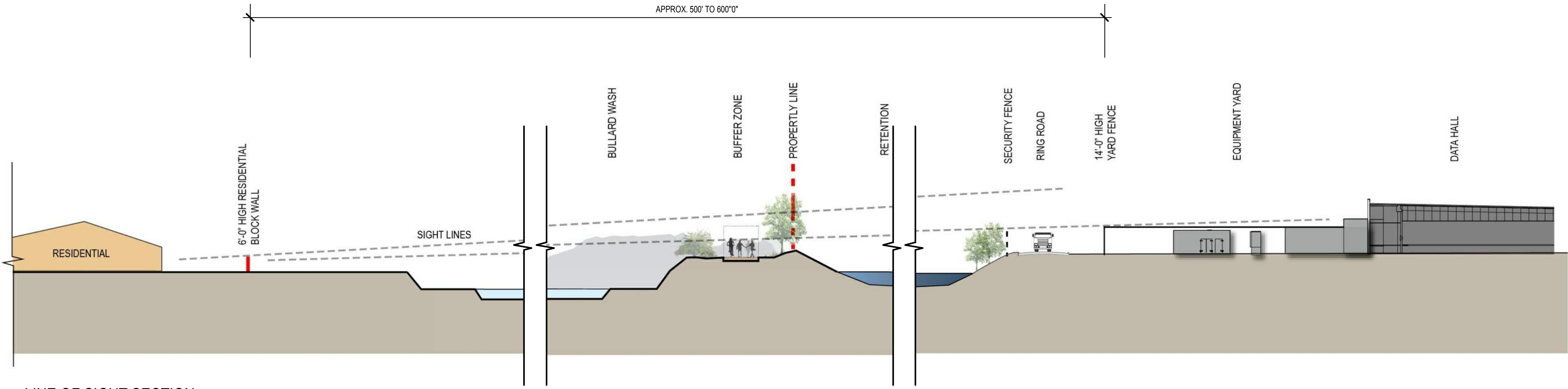
NOTE: LANDSCAPE IS ILLUSTRATIVE ONLY. DESIGN TO FOLLOW



EXISTING CONDITIONS



BULLARD WASH
VIEW POINT
AND LINE OF
SIGHT SECTION



LINE OF SIGHT SECTION
NTS



OVERALL ELEVATION
1/60" = 1'-0"

CONSULTANT

KEY PLAN



IF THE BARSCALE DOES NOT READ ACCURATELY TO SCALE
THE DRAWING SIZE HAS BEEN ALTERED. SIZE IS 24"x36"

This CAD Document is an instrument of professional service, and shall not be used, in whole or in part, for any project other than for which it was created without the express, written consent of Integrated Design Group, Inc. Any unauthorized use, reuse, modification or alteration, including automated conversion of this document shall be at the user's sole risk without liability or legal exposure to Integrated Design Group, Inc.
© 2016 - Integrated Design Group, Inc.

Drawing Issue & Revision Status

REV#	DATE	CHK BY	ISSUE

**Integrated
Design Group**

Integrated Design Group, Inc.
325 North St. Paul Street
Suite 1800
Dallas, TX 75201
972.717.1818
idgroupaie.com

INSERT ISSUE
NOT FOR REGULATORY
APPROVAL, PERMITTING,
OR CONSTRUCTION
PROFESSIONAL'S NAME
DATE

PROJECT TITLE & ADDRESS:



GOODYEAR, AZ

SHEET NAME:
EXHIBIT A - SCREENING
EXHIBIT FOR WEST
BULLARD
1461803

DRAWN BY: AMR

SHEET NUMBER:

A