



Goodyear CFDs FY 17-18 Tentative Budgets

**District Board Meeting
May 22, 2017**

CFD FY 17-18 Tentative Budgets

Schedules include:

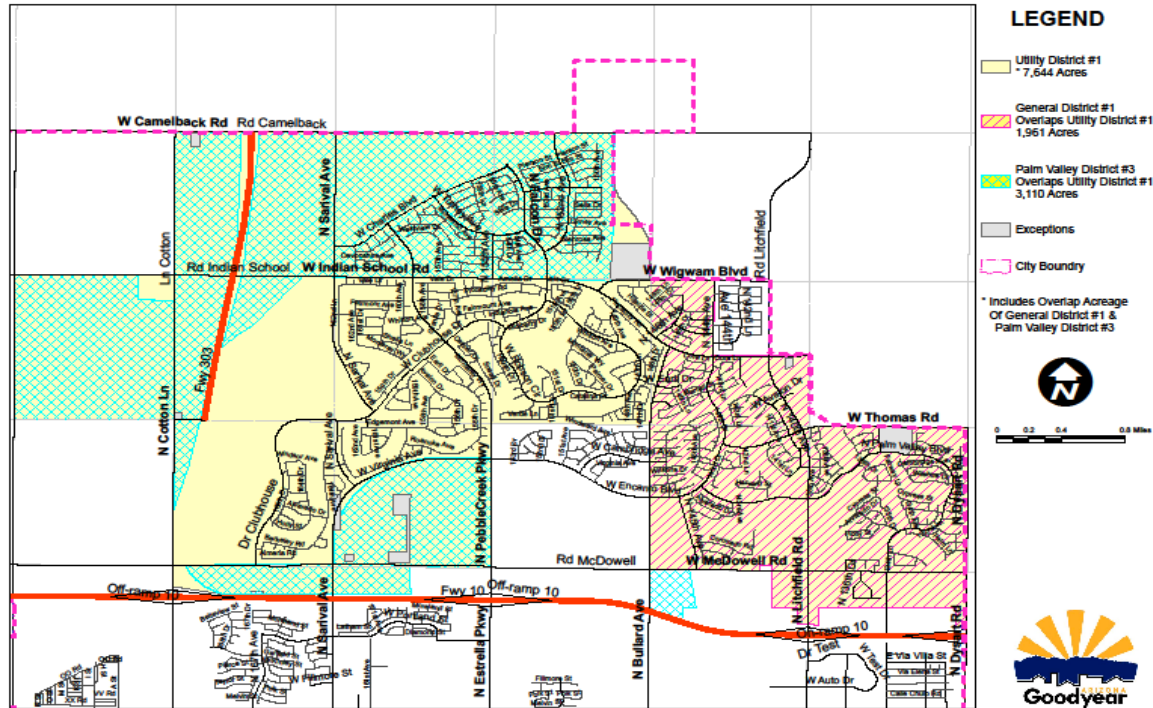
- Operations & Maintenance
- Debt Service
- Approximate Property Tax Rates
- Preliminary Limited Property Valuations (LPV)

Property tax rates are levied for operations and maintenance and general obligation debt expenditures

Community Facilities General District No. 1, Palm Valley Community Facilities District No. 3 and Community Facilities Utilities District No. 1

Community Facility Districts

North of Interstate 10

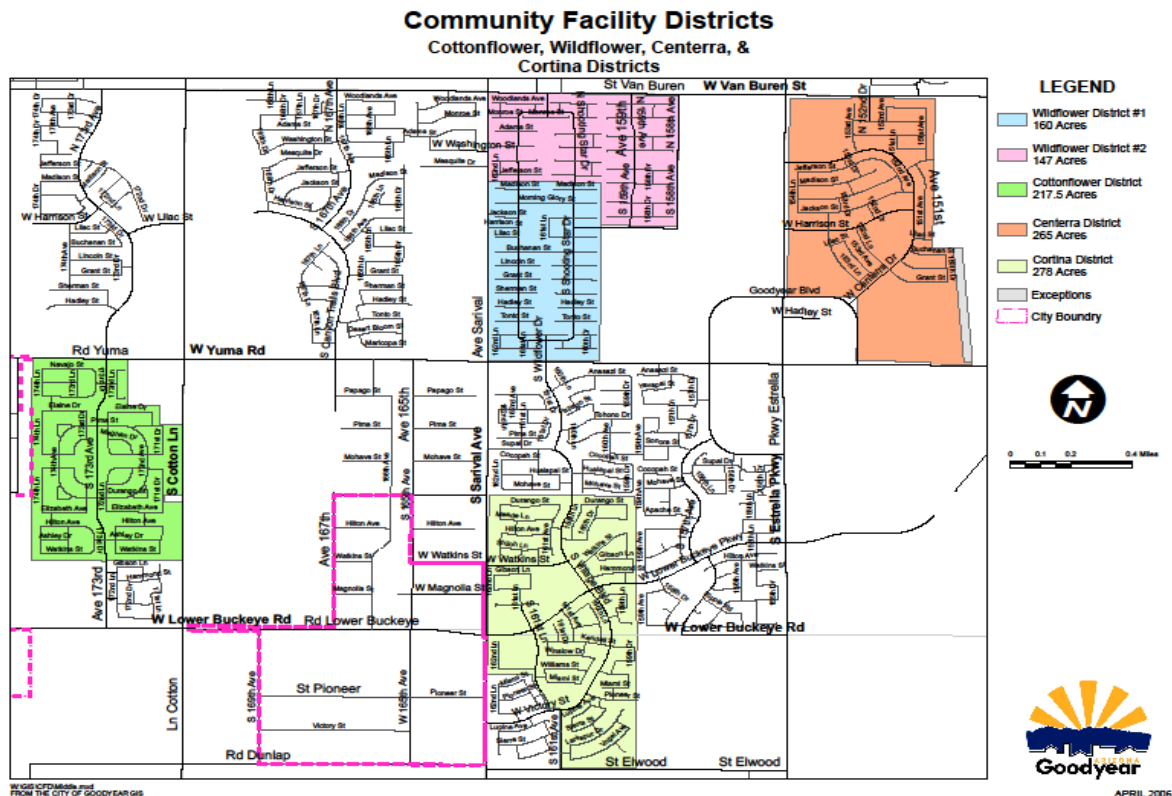


W:\GIS\CFD\31a.mxd
FROM THE CITY OF GOODYEAR, AZ

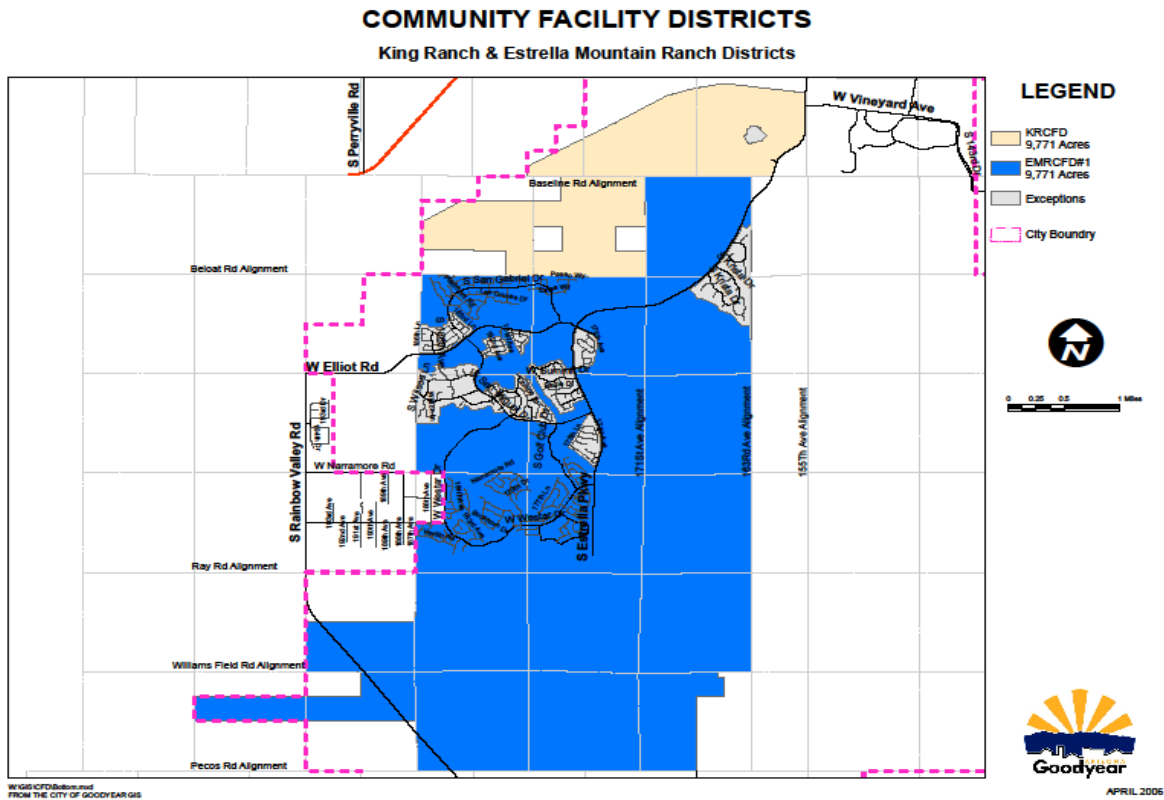


APRIL 2005

Wildflower Ranch Community Facilities District and No. 2, Cottonflower Community Facilities District, Centerra Community Facilities District and Cortina Community Facilities District



Estrella Mountain Ranch Community Facilities District and King Ranch Community Facilities District



CFD FY 16-17 Actual Property Tax Levy vs. FY 17-18 Projected Property Tax Levy

COMMUNITY FACILITIES DISTRICT	COMBINED CFD PROPERTY TAX LEVY FY 16-17	PROJECTED COMBINED CFD PROPERTY TAX LEVY FY 17-18
COM FAC GENERAL DIST #1	\$940,568	\$1,120,000
PALM VALLEY COM FAC DIST #3	583,633	612,900
COM FAC UTILITIES DIST #1	3,467,614	3,643,000
WILDFLOWER RANCH COM FAC DIST	123,676	137,600
WILDFLOWER RANCH COM FAC DIST #2	132,295	144,100
COTTONFLOWER COM FAC DIST	261,477	231,400
ESTRELLA MTN RANCH COM FAC DIST	975,987	1,104,400
KING RANCH COM FAC DIST	3,310	3,500
CENTERRA COM FAC DIST	290,463	301,800
CORTINA COM FAC DIST	221,986	184,800

CFD FY 16-17 Actual Property Tax Rates vs. FY 17-18 Projected Rates

COMMUNITY FACILITIES DISTRICT	ACTUAL COMBINED CFD PROPERTY TAX RATE FY 16-17	APPROXIMATE COMBINED CFD PROPERTY TAX RATE FY 17-18	TARGET COMBINED CFD PROPERTY TAX RATE
	(per \$100 assessed valuation)		
CFGD#1	\$0.8272	\$0.9636	\$1.0000
PVCFD#3	0.9267	0.8860	2.0000
CFUD#1	1.1500	1.1500	1.0000
WFRCFD	2.7328	2.8892	2.6000
WFRCFD#2	2.9345	3.0453	2.6000
CTTNFLWRCFD	3.0486	2.5697	3.0000
EMRCFD	1.3000	1.3000	1.3000
KRCFD	0.3000	0.3000	2.3000
CENTERRACFD	2.7390	2.6732	3.0000
CORTINACFD	2.3824	1.8886	2.8500

CFD Assessed Values Multiple Tax Years

TAX AUTHORITY	TAX YEAR 2017 LPV ASSESSED VALUE	% OF CHANGE IN ASSESSED VALUE	TAX YEAR 2016 - NET LPV (actual)	TAX YEAR 2015 - NET SAV (actual)	TAX YEAR 2014 - NET SAV (actual)	TAX YEAR 2013 - NET SAV (actual)
GOODYEAR GENERAL NO.1	\$116,229,191	2.2%	\$113,705,063	\$110,488,180	\$107,667,651	\$98,240,111
PALM VALLEY CFD #3	69,175,142	9.8%	62,979,689	56,291,650	54,837,082	50,336,763
GOODYEAR UTILITIES NO.1	316,781,725	5.1%	301,531,702	284,659,081	274,057,952	248,308,412
WILDFLOWER RANCH CFD	4,762,517	5.2%	4,525,593	4,305,958	4,490,701	3,731,915
WILDFLOWER RANCH CFD#2	4,732,048	5.0%	4,508,251	4,297,123	4,491,838	3,746,641
COTTONFLOWER C F D	9,003,128	5.0%	8,576,948	8,192,888	8,497,582	7,105,266
ESTRELLA MTN RANCH CFD	84,950,297	21.2%	70,075,929	70,154,783	66,296,235	54,414,336
KING RANCH CFD	1,149,167	4.2%	1,103,188	1,251,381	1,297,040	1,654,431
CENTERRA CFD	11,288,587	6.4%	10,604,732	10,281,712	10,755,841	9,612,964
CORTINA CFD	9,783,454	5.0%	9,317,774	8,858,634	9,168,527	7,669,563

Effective in tax year 2015, the Limited Property Value (LPV) is used to compute the primary and secondary taxes.

CFD FY 17-18 Estimated Property Tax

COMMUNITY FACILITIES DISTRICT	PROJECTED COMBINED CFD PROPERTY TAX RATES	ESTIMATED CFD PROPERTY TAX LEVY
	(per \$100 assessed valuation)	
CFGD#1	\$0.9636	\$96.36
PVCFD#3	0.8860	88.60
CFUD#1	1.1500	115.00
WFRCFD	2.8892	288.92
WFRCFD#2	3.0453	304.53
CTTNFLWRCFD	2.5697	256.97
EMRCFD	1.3000	130.00
KRCFD (Vacant Land)	0.3000	30.00
CENTERRACFD	2.6732	267.32
CORTINACFD	1.8886	188.86

CFD FY 17-18 Budgets

COMMUNITY FACILITIES DISTRICT	O&M	Debt Service	TOTAL BUDGET FY 17-18
CFGD#1	\$104,100	\$1,690,700	\$1,794,800
PVCFD#3	56,000	1,100,800	1,156,800
CFUD#1	547,300	5,940,200	6,487,500
WFRCFD	20,900	206,900	227,800
WFRCFD#2	21,700	216,300	238,000
CTTNFLWRCFD	35,000	391,800	426,800
EMRCFD	351,000	6,915,700	7,267,200
KRCFD	4,100	-	4,100
CENTERRACFD	32,800	517,200	550,000
CORTINACFD	37,100	306,400	343,500

Next Steps

CFD Meeting

June 26

Final CFD Budget Adoption

June 26

Adoption of CFD Tax Levies

Questions and Discussion