

Goodyear CFDs FY 16-17 Final Budgets

**District Board Meeting
June 27, 2016**

CFD FY 16-17 Final Budgets (continued)

Schedules include:

- Operations & Maintenance
- Debt Service
- Approximate Property Tax Rates
- Preliminary Limited Property Valuations (LPV)

Property Taxes

- Operations & Maintenance
- General obligation debt

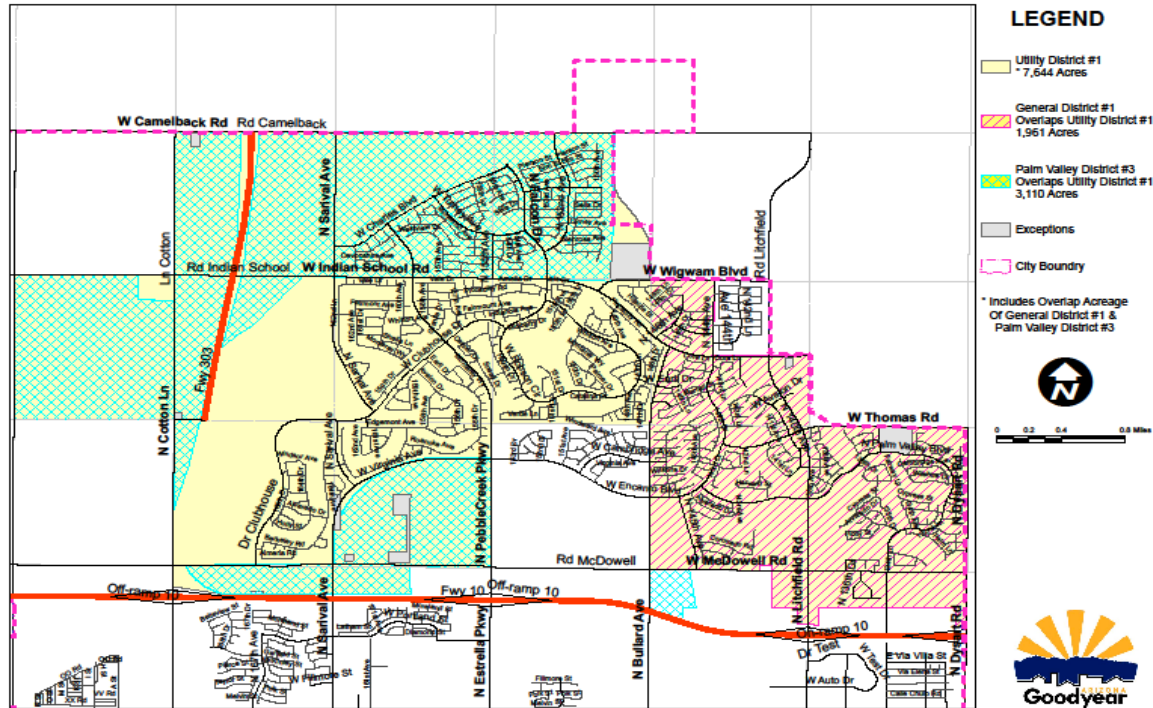
Final Budgets

- Unchanged from approved Tentative CFD FY16-17 Budgets on May 23, 2016

Community Facilities General District No. 1, Palm Valley Community Facilities District No. 3 and Community Facilities Utilities District No. 1

Community Facility Districts

North of Interstate 10

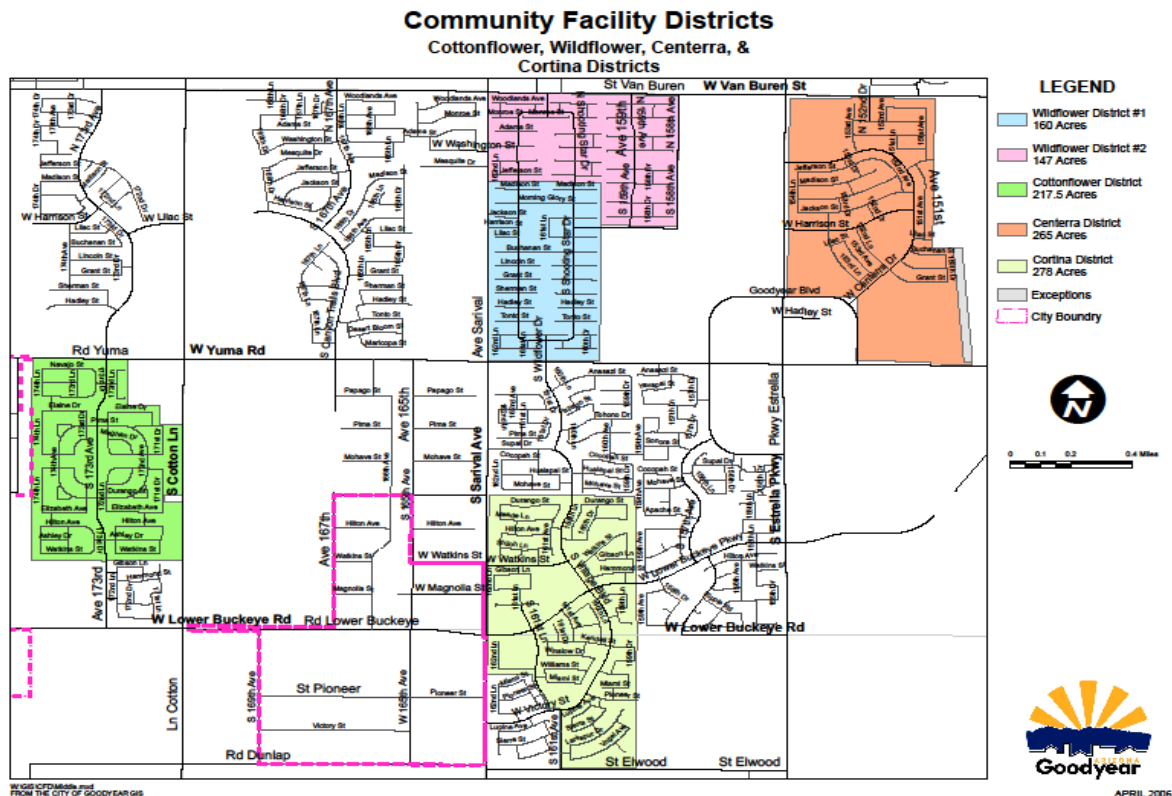


W:\GIS\CFD\312.mxd
FROM THE CITY OF GOODYEAR, AZ

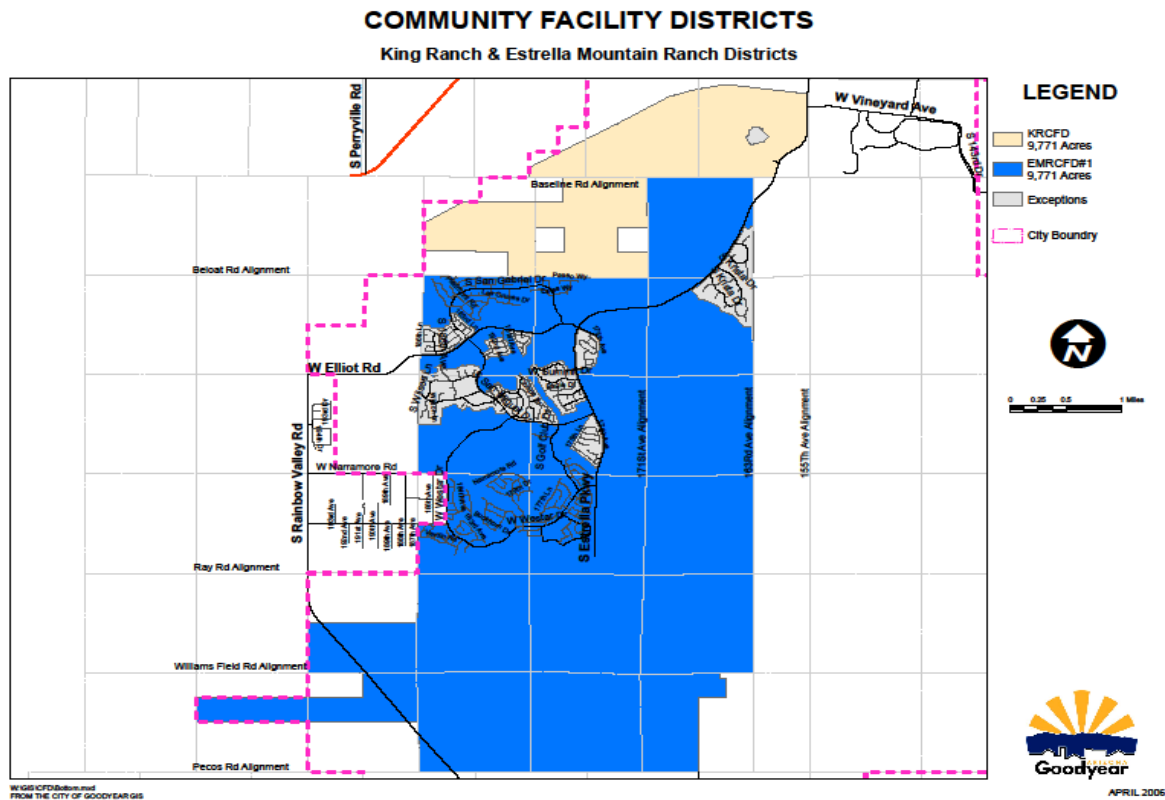


APRIL 2005

Wildflower Ranch Community Facilities District and No. 2, Cottonflower Community Facilities District, Centerra Community Facilities District and Cortina Community Facilities District



Estrella Mountain Ranch Community Facilities District and King Ranch Community Facilities District



CFD FY 15-16 Actual Property Tax Levy vs. FY 16-17 Projected Property Tax Levy

COMMUNITY FACILITIES DISTRICT	COMBINED CFD PROPERTY TAX LEVY FY 15-16	PROJECTED COMBINED CFD PROPERTY TAX LEVY FY 16-17
COM FAC GENERAL DIST #1	\$793,239	\$940,568
PALM VALLEY COM FAC DIST #3	627,148	583,633
COM FAC UTILITIES DIST #1	3,294,526	3,467,614
WILDFLOWER RANCH COM FAC DIST	125,292	123,676
WILDFLOWER RANCH COM FAC DIST #2	133,528	132,295
COTTONFLOWER COM FAC DIST	273,658	261,477
ESTRELLA MTN RANCH COM FAC DIST	913,668	975,987
KING RANCH COM FAC DIST	3,754	3,310
CENTERRA COM FAC DIST	322,207	290,463
CORTINA COM FAC DIST	230,530	221,986

CFD FY 15-16 Actual Property Tax Rates vs. FY 16-17 Projected Rates

COMMUNITY FACILITIES DISTRICT	ACTUAL COMBINED CFD PROPERTY TAX RATE FY 15-16	APPROXIMATE COMBINED CFD PROPERTY TAX RATE FY 16-17	TARGET COMBINED CFD PROPERTY TAX RATE
	(per \$100 assessed valuation)		
CFGD#1	\$0.7165	\$0.8272	\$1.0000
PVCFD#3	1.1137	0.9267	2.0000
CFUD#1	1.1497	1.1500	1.0000
WFRCFD	2.9098	2.7328	2.6000
WFRCFD#2	3.1074	2.9345	2.6000
CTTNFLWRCFD	3.3400	3.0486	3.0000
EMRCFD	1.3000	1.3000	1.3000
KRCFD	0.3000	0.3000	2.3000
CENTERRACFD	3.1337	2.7390	3.0000
CORTINACFD	2.6020	2.3824	2.8500

CFD Assessed Values Multiple Tax Years

TAX AUTHORITY	TAX YEAR 2016 LPV ASSESSED VALUE	% OF CHANGE IN ASSESSED VALUE	TAX YEAR 2015 - NET LPV (actual)	TAX YEAR 2014 - NET SAV (actual)	TAX YEAR 2013 - NET SAV (actual)	TAX YEAR 2012 - NET SAV (actual)
GOODYEAR GENERAL NO.1	\$113,705,063	2.9%	\$110,488,180	\$107,667,651	\$98,240,111	\$105,258,644
PALM VALLEY CFD #3	62,979,689	11.9%	56,291,650	54,837,082	50,336,763	41,665,744
GOODYEAR UTILITIES NO.1	301,531,702	5.9%	284,659,081	274,057,952	248,308,412	244,227,432
WILDFLOWER RANCH CFD	4,525,593	5.1%	4,305,958	4,490,701	3,731,915	4,144,951
WILDFLOWER RANCH CFD#2	4,508,251	4.9%	4,297,123	4,491,838	3,746,641	4,212,326
COTTONFLOWER C F D	8,576,948	4.7%	8,192,888	8,497,582	7,105,266	7,685,916
ESTRELLA MTN RANCH CFD	75,075,929	7.0%	70,154,783	66,296,235	54,414,336	53,347,101
KING RANCH CFD	1,103,188	-11.8%	1,251,381	1,297,040	1,654,431	1,660,991
CENTERRA CFD	10,604,732	3.1%	10,281,712	10,755,841	9,612,964	9,805,019
CORTINA CFD	9,317,774	5.2%	8,858,634	9,168,527	7,669,563	8,277,737

Effective in tax year 2015, the Limited Property Value (LPV) is used to compute the primary and secondary taxes.

CFD FY 16-17 Estimated Property Tax

COMMUNITY FACILITIES DISTRICT	PROJECTED COMBINED CFD PROPERTY TAX RATES	ESTIMATED CFD PROPERTY TAX LEVY
	(per \$100 assessed valuation)	
CFGD#1	\$0.8272	\$82.72
PVCFD#3	0.9267	92.67
CFUD#1	1.1500	115.00
WFRCFD	2.7328	273.28
WFRCFD#2	2.9345	293.45
CTTNFLWRCFD	3.0486	304.86
EMRCFD	1.3000	130.00
KRCFD (Vacant Land)	0.30	30.00
CENTERRACFD	2.7390	273.90
CORTINACFD	2.3824	238.24

CFD FY 16-17 Budgets

COMMUNITY FACILITIES DISTRICT	O&M	Debt Service	TOTAL BUDGET FY 16-17
CFGD#1	\$132,100	\$1,649,775	\$1,781,875
PVCFD#3	68,016	1,069,688	1,137,704
CFUD#1	707,800	6,121,969	6,829,769
WFRCFD	15,200	211,474	226,674
WFRCFD#2	15,500	220,586	236,086
CTTNFLWRCFD	28,080	435,619	463,699
EMRCFD	472,500	7,140,173	7,612,673
KRCFD	3,400	0	3,400
CENTERRACFD	34,555	486,353	520,908
CORTINACFD	28,465	349,697	378,162

Recommended Action



Approve Final FY16-17 CFD Budgets
and adopt CFD Tax Levies

Questions and Discussion